

märklin

märklin
my world

3+



märklin
START UP



2025
CATALOG

6+



E

MÄRKLIN MY WORLD x MÄRKLIN START UP

Hello Dear Parents, Grandparents, Aunts, Uncles, and Small Railroad Fans!

This is our Märklin catalog for children. Here are the two assortments with toy trains for children ages 3 and up and model trains for children ages 6 and up assembled in a joint catalog. Our smallest railroad fans can thus browse among their favorite my world models and also have a first look at the START UP models for later. This is practical because you can show Grandpa and Grandma at the same time which models are still needed and how the railroad should look in the next few years.

We hope you have a lot of fun leafing through the pages and that you will like our selection of great products!

Moreover: Keep your eyes open for our little contest!



NEW! This symbol will tell you the new items coming into our assortment starting in 2025. Get ready for excitement!

märklin
my world

3+



Welcome to the World of Märklin my world!

With the Märklin my world toy trains for children ages 3 and above getting started is quite easy: With the Märklin my world assortment children can get involved in different theme worlds with great trains, large buildings, and many accessories. Here track can be laid, stations built, signals set, and trains can be run through tunnels. Children are creative here and learn to use their hands playfully.

The locomotives are powered by batteries or rechargeable batteries, they have lights, and they play different sounds. Magnetic couplers provide lightning-fast coupling, and a long train can be made. The wireless Power Control Stick is made especially for small hands – you can control the train, the lights, and all the sounds with it.

The track is completely made of plastic, it has no sharp edges, points, or metal parts and it conducts no current. Despite this, it can be connected to the well-known Märklin C Track and thus making it easy to go to Dad's or Grandpa's layout.

Educationally valuable - Playing makes us smart!



Creativity



Motor skills



Logical thinking



Light Function

All of the trains are equipped with controllable lights on the front.



Sound Function

All of the trains are equipped with sound functions!



Removable Roof

The roof can be removed on these cars.



H0 Scale /1:87

All of the trains are H0 Gauge (16 mm / 5/8") / 1:87 and therefore also usable on all H0 layouts!



Water spray function

Manually operated water spray.



Rechargeable Battery Operation

These trains are equipped with a rechargeable battery and a USB charging cable.



Battery Operation

These trains are battery operated.



Magnet Couplers

Magnet couplers designed for children on all of the locomotives and cars.



Steaming Smokestack

Steam generator based on water.



Loading and Unloading

You can load and unload these cars.

29347 „Auto Transport“ Starter Set

- Quick charging of the locomotive with rechargeable battery technology and a USB charging cable.
- Powerful diesel locomotive with different sounds and lights.
- Sliding wall boxcar with a transport box for loading.
- Auto transport car with folding loading ramp.
- Autos and wheels for additional play options.

Ideal expansion with the 44347 add-on package for loading.



By Rail to the Road

The automobile dealer joyfully expects delivery of the two sports cars. Your freight train with the powerful diesel locomotive safely transports these two classy luxury cars on the special auto transport car by rail. Naturally, you also supply your customers at the same time with important accessories. You bring new tires in the sliding wall boxcar including the open grill transport box.



184 x 86 cm / 72" x 34"

14x 12x 1x 1x 2x

48 cm / 18-7/8"

More Variety and Play Fun for Logistics Pros

You can even move the heaviest freight effortlessly with the crane car. Simply extend the loading supports and you're ready to go. Thanks to the sheet of stickers included in this package, you can decorate the 40-foot container including the transport car the way you would like to use them. Whether as a command center for your fire department, as an office for your management at the construction site, or simply as a baggage container – there no limits to your imagination.

44347 Add-On Package for Loading

- Variety of play options with container and crane.
- Track material designed for easy expansion of all available track patterns in the Märklin my world assortment.
- Custom decoration possibilities for the container by affixing stickers.



AUTO SERVICE & REPAIR

P12

44145 Sliding Wall Boxcar

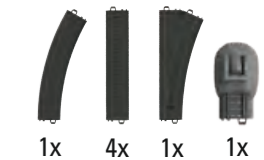
- The sliding wall boxcar can be opened.
- There is enough space inside for loading.
- Childproof magnet couplers.
- Car can be used in a variety of ways – ideal for adding to freight trains.



17 cm / 6-11/16"



This add-on package is the ideal expansion for the 29346 and 29347 starter sets.





1x 4x 1x 1x



17 cm / 6-11/16" 17 cm / 6-11/16"

All aboard, we are going into town!

There is a lot to experience, because now you can be underway every day with the „LINT“ commuter train. You can be the train engineer quite fast, or you can run trains together with your friends – any way you want. And, thanks to the rechargeable battery you do not have to worry about the lights and the horn. The train can be recharged again easily using the recharging cable included with this train set.



märklin
my world

3+

NEW!

29113 „LINT“ Commuter Train Starter Set

- Fast recharging with the rechargeable battery and USB recharging cable.
- Removable roof and interior details for even more play fun.
- Childproof magnet couplers.
- Very realistic train design.




184 x 86 cm / 72" x 34"



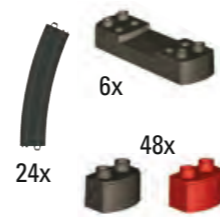
32 cm / 12 1/2"

23302 Spiral Plastic Track Extension Set

- Large extension set 24 sections of track and 6 adapter blocks and 48 blocks for elevated railroad pillars.
- Ideal add-on for the my world Elevated Railroad products.
- Easy setup.



Track layout: Elevated Railroad + 23302




72218 Building Block Set Elevated Railroad Bridge

- Large bridge set with 37 pieces.
- Ideal add-on for the my world Elevated Railroad products.
- Easy and fast setup.



Ideal add-on for the my world Elevated Railroad products!



72221 Building Block Set for Elevated Railroad Grades

- Big building block set with 86 pieces.
- Make your starter set into an elevated railroad!


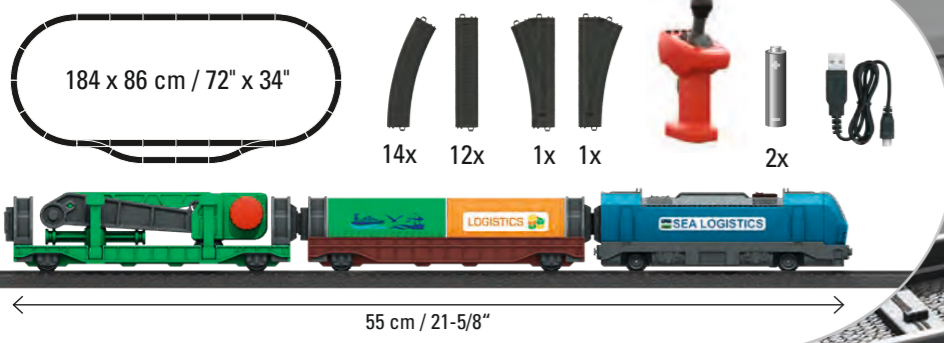
A harbor crane and freight ship to go with this theme world of container logistics is available under item number 72223.

The Powerful Logistics Pro

The ship is at anchor in the harbor and is waiting for your load. Whether it is autos or containers: Thanks to the powerful „Vectron“ electric locomotive, you transport your freight with the freight train fast and punctually to the loading station. The ocean giant has hardly reached its destination, and your freight train is bringing all of the goods for the final destination.

29349 „Container Logistics“ Starter Set

- Fast recharging with the rechargeable battery and the USB charging cable.
- Sheet of stickers with different labels.
- Containers for loading.
- Crane car for magnetic loading of the containers.



More Track, More Fun!
If you would like to run on more and different routes, you can expand this starter set right away with the 23400 track extension set.

72223 Freight Ship and Harbor Crane

- Freight ship includes many loading options.
- Freight ship will float, such as for playing in the bathtub, plus two small rescue boats for spraying water.
- Harbor station includes a crane as a central play element.
- Truck with a container trailer included.
- Maximum play fun from a plug-together kit made for children and including a variety of play options.
- Harbor station is compatible with the Majorette Creatix road system – providing many additional play options.

The freight ship and harbor station with a crane are the ideal add-on for 29342 and 29349.



Harbor Crane

38 x 27 x 21 cm / 15" x 11" x 8"



Freight Ship

35 x 18 x 23 cm / 14" x 7" x 9"



Out into the Wide World

Quite a bit going on in the harbor. New freight reaches your loading station by the minute. Trucks drive directly into the hold of the freight ship using a ramp. The freight trains are unloaded using the massive crane. It lifts even the heaviest containers from a car and stows them precisely in the ship's hold. Everything on board? Well, cast off the lines!



Without a Tunnel, It's Not as Much Fun!

This is a railroad tunnel made of sturdy plastic and just right for children. This mountain tunnel has 2 masonry entry portals. The tunnel can be assembled from 2 plug-together parts by a child and is therefore suitable for children ages 3 and above.

72202 Tunnel

- Ideal addition on all routes.
- Sturdy setup easy for children.
- Tunnel consisting of 2 plug-together parts.



23402 Turntable

- Kit consisting of a few snap-together parts – ideal for children ages 3 and above.
- The 6 track connections can be located individually.
- Manual operation meant for children.
- Made for all Märklin my world cars and locomotives.

This turntable with its track connections that can be located as you desire fits perfectly in the center of any Märklin my world railroad.



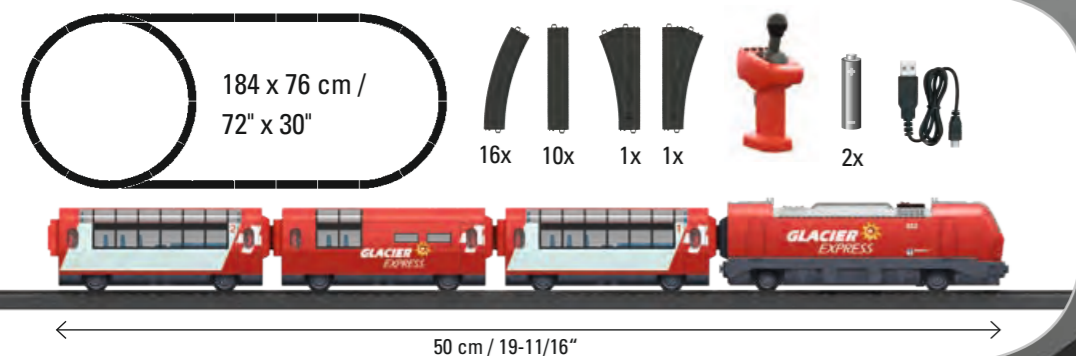

72201 Battery-Operated Signal

- Changing color light signal by pressing a button or automatically after 7 seconds.
- Batteries included.
- Can be placed anywhere.



29348 „Glacier Express“ Starter Set

- Quick charging of the locomotive with rechargeable battery technology and a USB charging cable.
- Electric locomotive with typical sounds and lights for the Glacier Express.
- Roofs on all cars can be removed. The cars have interior details.
- Childproof magnet couplers.
- Very realistic train design.



Through the Mountains in the Panorama Train

Your passengers will enjoy the marvelous backdrop of the Swiss Alps through the immense windows of both panorama cars. The fresh mountain air naturally creates an appetite. In the dining car, you will pamper your passengers with specialties typical of this part of Switzerland. While the passengers relax gloriously with the view of mountains and valleys, the Glacier Express overcomes enormous ascending and descending grades seemingly with no effort thanks to the powerful electric locomotive.

Big Construction Site

There's shoveling, sawing, hammering, and something being loaded or loaded everywhere here. Your power shovel runs into position and the construction site train is already pushing around the curve with new cement and sand. The horn on your locomotive sounds and all of the construction workers know what needs to be done.

29346 „Construction Site“ Starter Set

- Quick charging of the locomotive with rechargeable battery technology and a USB charging cable.
- Exciting construction site sounds and lights included.
- Working freight cars for loading and unloading.
- Cement mixing car with a rotating container that can be opened, including little balls as a load.
- Construction site vehicle included.



Watch the set in action!



More Track, More Fun!

You can expand this starter set right away with the 23400 track extension set if you want to run your construction site train on more and different routes.

Big Construction Site

As a crane operator, you have a view of everything and see how you must place everything exactly. With the long crane boom and the strong gripping clamps, you can grab everything. There are still heavy wall elements, when it is announced that the construction site train is arriving with new cement and sand to be unloaded.

72222 Construction Site Station

- Complete construction site station as a kit.
- Different options for setup.
- Big construction site crane that can be rotated.
- Construction site walls with windows to be moved.
- Construction site tunnel.
- The construction site train can come in on two levels.
- Entire set in a cool construction site look.
- Many other play functions.
- Construction site vehicle also included.



77 x 45 x 37 cm / 30" x 17" x 15"



1x

The big crane has to be here!

Together with the „Construction Site Train“ starter set (29346) and the construction site crane car that can be rotated (44118), the result is an impressive play world that will thrill children.

44122 Container Transport Car

- Freight car with 2 removable containers.
- Individual decoration possibilities for the car by putting on stickers.
- Containers can be loaded magnetically with the freight loading station and the crane car.
- Container can be opened and loaded.



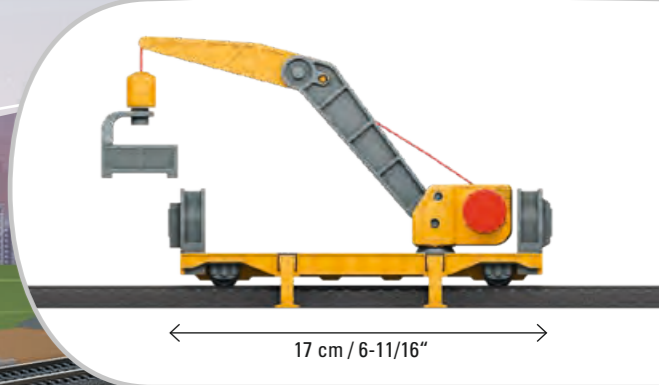
44118 Crane Car

- Crane can be turned and includes hand cranks and a magnet.
- Magnetic load box included for setting down and raising again.
- 4 sturdy load supports for stabilizing operations.
- Crane boom and load supports can be folded in for transport of the crane.



märklin
my world

3+



Welcome to the Colorful Farm...

There is a lot to discover and experience on a farm. Open the stalls and let the sheep out into the pasture or ride with your horse to the fields. The hay is coming soon for the hayloft. It's a good thing that you have a rope winch and that the train stops right by you.

72212 Farm

- Maximum play fun with 4 different ways to set up the farm.
- Creative playing.
- Farm with animal figures, stalls, rolls of hay, and a feed silo for loading freight cars.

45 x 38 x 22 cm / 17" x 15" x 8-5/8"



Still More Fun with the ICE 3

You're ready for a scorching fast trip. You already have your finger on the button of your Märklin Power Control Stick. Before the departure, you assure yourself that all of the passengers have found their seat.

Everything ready? OK! Let's go!

märklin
my world

3+



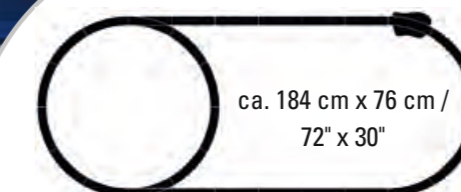
29430 „ICE 3“ Starter Set

- Different sounds and lights included.
- Childproof magnetic couplers.
- Very realistic train design.
- Rugged and battery-driven.



Sturdy tough plastic track is included in this set for play fun right from the start.

Watch the set in action!



44124 „Bord Restaurant“ Passenger Car

- Removable, transparent roof.
- Car includes interior details for a lot of play value.
- Ideal add-on for the ICE 3 starter set.
- Childproof magnet couplers.



← 11,2 cm / 4-3/8" →



44115 „Night Line“ Sleeping Car

- Removable roof.
- Car includes interior details.
- Childproof magnet couplers.
- Ideal add-on for the ICE 3 starter set.
- Imprinted details on the car light up in the dark.



44123 Add-On Car for the ICE 3

- Car includes a removable roof.
- ICE open seating car includes interior details.
- Childproof magnet couplers.
- Ideal add-on for the ICE 3 starter set.



← 11,2 cm / 4-3/8" →

← 11,2 cm / 4-3/8" →



29406 „TGV“ Starter Set

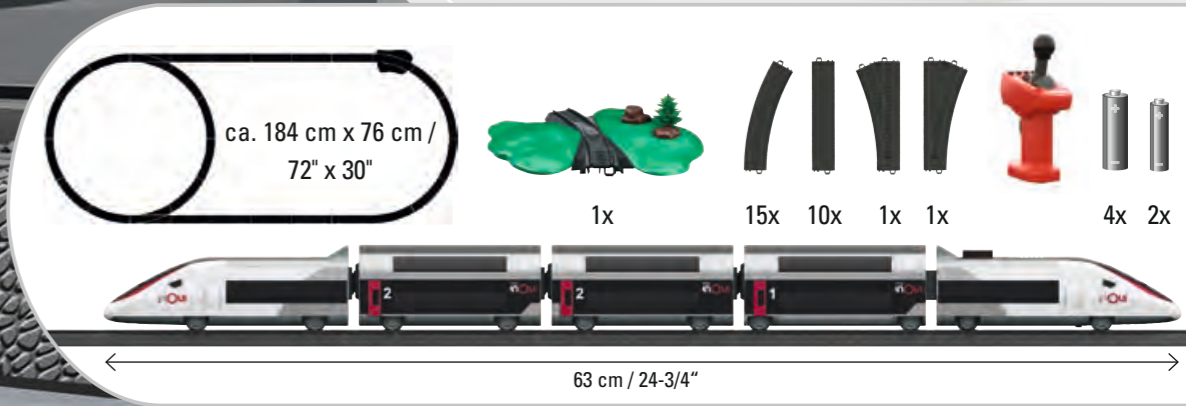
- Different sounds and lights included.
- Childproof magnetic couplers.
- Very realistic train design.
- Rugged and battery-driven.
- Stickers for different train designs.



Oh, là, là - the French double decker

Is intense activity dominant again on your model railroad? You can transport even more passengers through your playroom with the bi-level cars of the French TGV Duplex high-speed train. You'll also bring more variety to the rails: The new color variations and stickers make the TGV Duplex a real eye catcher!

TGV are registered trademarks of the SNCF. SNCF is the owner of the TGV®. All rights reserved regarding copying and/or reproduction.

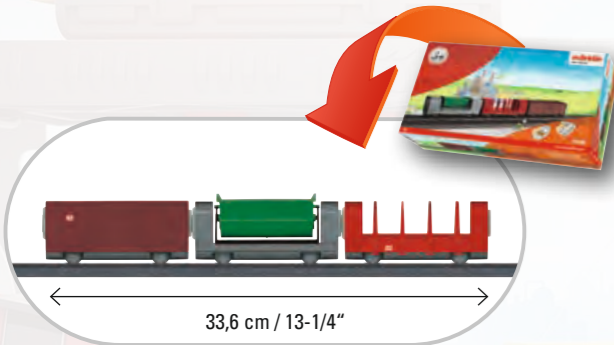


Whether It's Inside or Outdoors!

Whether it's fresh water for the flowers or building material for your sand castle. Here you'll find just the right cars!

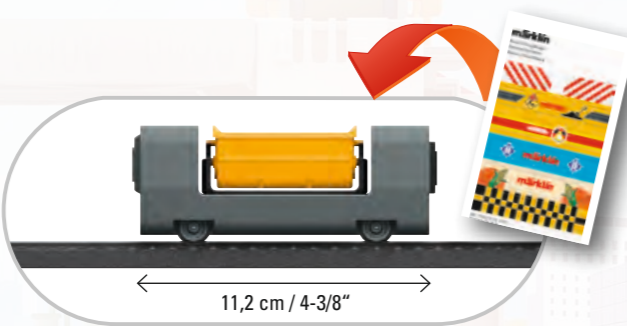
44100 Add-On Car Set

Packages and sacks as a load included.



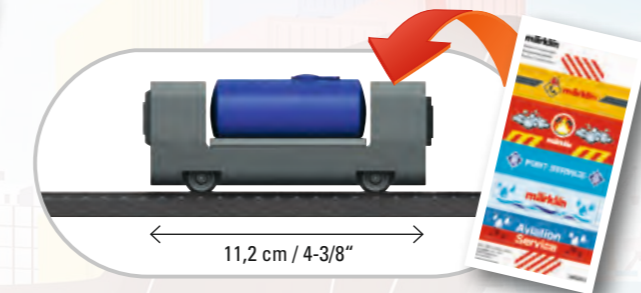
44141 Dump Car

Individual decoration possibilities for the car by putting on stickers.



44142 Tank Car

Tank on the car includes a glitter effect. Individual decoration possibilities for the car by putting on stickers.



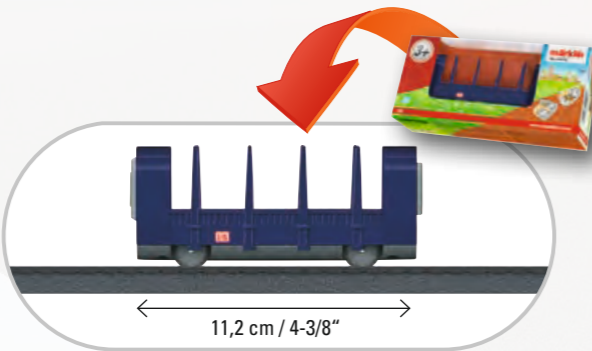
44143 Gondola

Individual decoration possibilities for the car by putting on stickers.



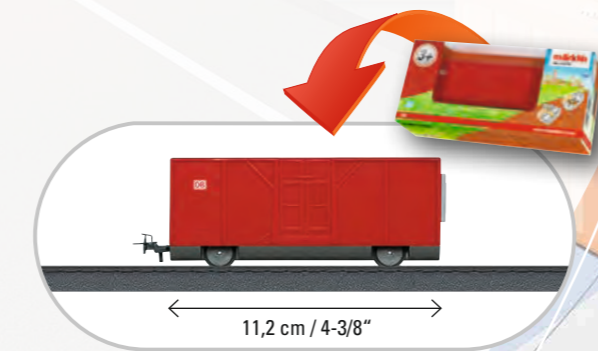
44104 Stake Car

Magnet couplers make coupling cars child's play.



44107 Adapter Car

Adapter car for all of the other Märklin H0 model railroad locomotives and cars.



72213 Station Platform with Light

- Kit consisting of a few snap-together parts – ideal for children ages 3 and up.
- The light function on the station platform provides maximum play fun.
- Batteries included.



2x



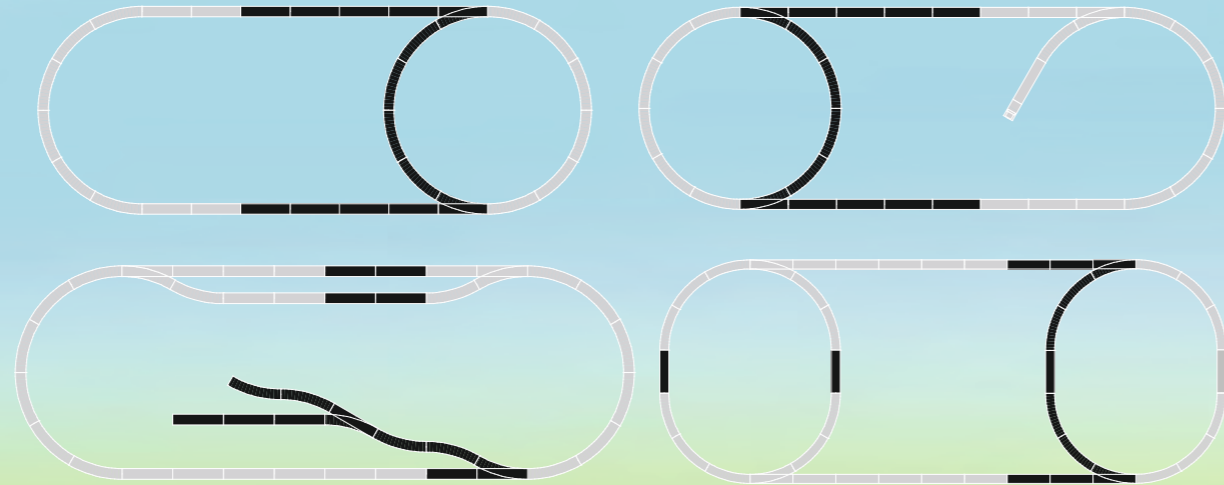
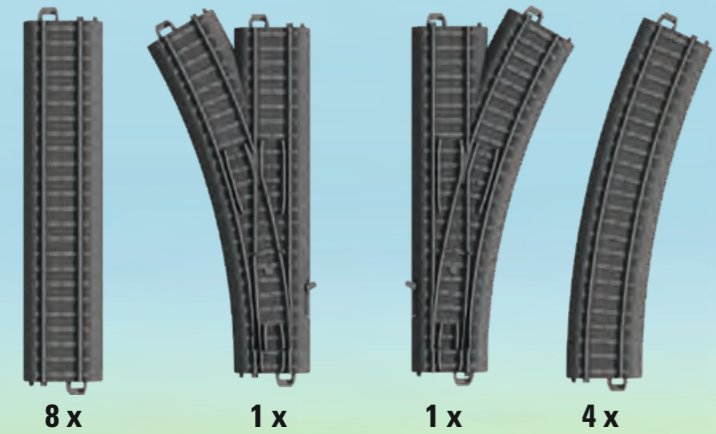
märklin
my world

3+



23400 Plastic Track Extension Set

Contents: 8 sections of straight track, 4 sections of curved track, 1 left turnout, and 1 right turnout, all made of sturdy, childproof plastic. Instructions are included with different possible ways of setting up the track.



Expansion Possibilities:


Black: tracks from the extension set
Gray: tracks already available

Here you can find the explanation video:



23130 Curved Plastic Track

Contents: 6 pieces, R1 = 360 mm / 14-3/16" / 30°. 12 sections form a circle.




23978 Plastic Track Bumper

Contents: 3 pieces, 90 mm / 3-1/2".



23180 Straight Plastic Track

Contents: 6 pieces, 180 mm / 7-3/16".



23303 2 Plastic Track Crossing

This is a set consisting of two track crossings that add many setup possibilities to the my world track assortment. The my world track sections are made of sturdy plastic just right for children.



23401 Plastic Track Turnout Set

Contents: 1 left turnout and 1 right turnout, as well as 2 sections of curved track to go with them (turnout curves), all made of sturdy, childproof plastic.



72240 Rerailer

The rerailer allows you to place any car on the track as easy as child's play. It goes with any starter set and can be installed anywhere you want. Thanks to the farming elements it looks really good in your railroad world.



MÄRKLIN START UP OFFERS YOU...

... this and much more!



power FEATURES

märklin
START UP

THE FIRST STEP IS EASY:

Märklin **START UP** model trains for children ages 6 and older are the right thing, if you have outgrown the "Battery Age". You're ready to go with your own electric model railroad! Prototypical locomotives, lights, sounds, countless cars, and never-ending possibilities for expansion with the Märklin C Track – just like the advanced modelers, but here everything is yours. You can choose your favorite train from a whole lot of great themes.

Think about your own rail lines, recreate real freight and passenger trains, electrify your turnouts, and run races. Up to 4 locomotives can be controlled at the same time with the wireless, black Power Control Stick. If you would like, you can automate your rail line with signals.

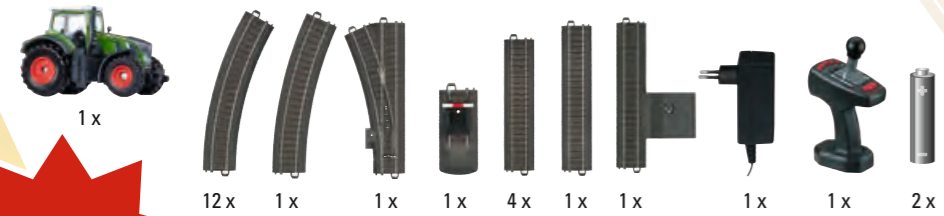
You will become familiar with the importance of geometry, electronics, and technology in a playful way, and you will have a lot of fun doing it. **That is a promise!**



AGRICULTURE

Experience the fascinating world of the Märklin theme world of farming. Today we are out on the fields and the farm machines have already been at work since early in the morning. Additional farm machinery is brought up by the powerful switch engine without a minute to lose. The big railroad farming set consists of a switch engine with two different freight cars. In addition to the different farm machines assortment, the complete railroad line including turnouts and a siding provides total play and building fun. Just like advanced model railroaders, you control your switch engine exactly with the cool Märklin Power Control Stick. With its speed controller, you have all the power in your hands. Switch precisely from „slowly in reverse“ to „full speed ahead“ – just the way you want.

39 cm N

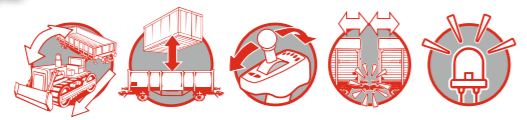


NEW!

1



power FEATURES



29653



16 cm N



2

NEW!



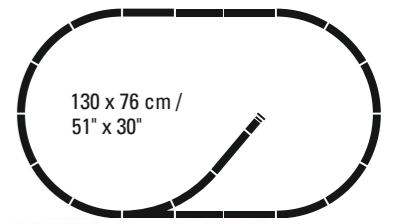
00740

märklin

START UP

1 29653 „Farming Train“ Starter Set

- Three-part freight train in an attractive farming design.
- Rugged locomotive includes an mfx digital decoder and triple headlights.
- A variety of play potential all around the theme of farming.
- Ergonomic Power Control Stick for control of up to 4 locomotives as well as 5 functions.
- Freedom of movement around the layout with the wireless infrared controller.
- Easy to set up C Track layout.
- Different farming machines included for playing and loading.



2 00740 Add-On Cars for the Theme Worlds

- 3 different designs.
- The loads can be removed and used for playing.
- Ideal for addition to the Märklin Start up theme worlds.

All of the information about the Märklin Power Control Stick can be found on page 52.

41

40


6+

HARIBO

(Gold) Strong as a Bear Trio

Not just for Gold Bears! You can transport all of the tasty treats of this world famous Bonn candy producer from Bonn to any location on your model railroad with this three-part freight train with a steam locomotive, dump car, and freight car in the colorful Haribo design.

34 cm



1



HARIBO™ & © 2025.
HARIBO Group GmbH & Co. KG.
All rights reserved.

power FEATURES



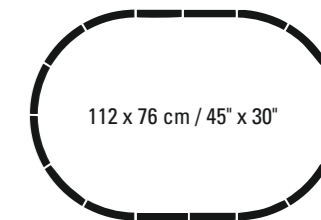
2

12 cm

märklin START UP

1 29132 „HARIBO“ Starter Set

- Rugged train – ideal for children aged 6 and above.
- Ergonomic Power Control Stick for control of up to 4 locomotives as well as 5 functions.
- Freedom of movement around the layout because of the wireless infrared controller.
- C Track layout easy to set up.



2 44251 „HARIBO“ Refrigerator Car

- Unique car design.
- The end platforms are made of metal.



44251

29132

6+

All of the information about the Märklin Power Control Stick can be found on page 52.

43

CHRISTMAS

1

33 cm



1 x



12 x




1 x



2 x



1 x



1 x



1 x



2 x



power FEATURES



TOP 10
Spielzeug
2024

Bundesverband der Spielwaren-Erzeuger e.V.
www.top10spielzeug.de



44224

29124



12 cm

Battery powered sound module with Christmas sounds.


2



3




1 x



1 x



2 x



2 x



1 x

Here is a Christmas video about the starter set!



märklin START UP

1

29124 „Christmas“ Starter Set

- Train in an appealing Christmas design.
- Rugged train – ideally suited for children aged 6 and above.
- Ergonomic Power Control Stick for controlling up to 4 locomotives as well as 5 functions.
- Freedom of movement around the layout with the wireless infrared controller.
- Easy to set up C Track layout with a snow look.
- Base station decorative mode can be activated and includes an extension of the shutoff automation to 4 hours.
- Packaging designed as a gift.



112 x 76 cm /
45" x 30"

2

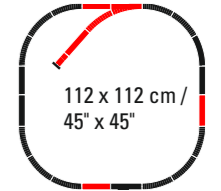
44224 Christmas Car

- Car in an appealing Christmas design.
- Battery powered sound module with Christmas sounds.
- Built-in recording function for your own sound function.
- Car can be loaded and unloaded.

3

20124 „Snow-Covered Track“ C Track Extension Set

- C Track in a snow look.
- Packaging designed as a gift.



112 x 112 cm /
45" x 45"

FIRE DEPARTMENT



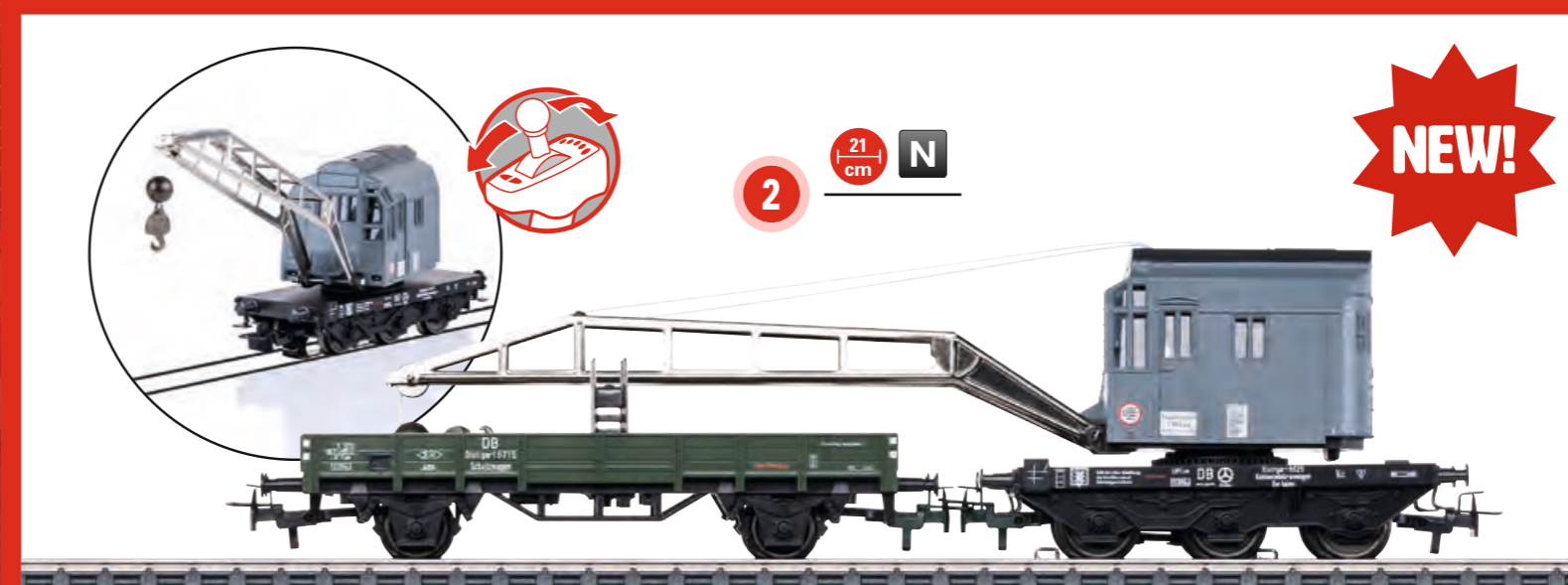
märklin START UP

1 44752 Fire Department Recovery Crane Car Set

- Typical fire department sounds can be heard from the freight car.
- The crane can be turned, the boom can be raised and lowered, and you can wind and unwind the cable.

2 46719 Crane Car Set with Working Digital Functions

- Driver's cab can be rotated at the touch of a button.
- Crane boom and crane hook can be raised and lowered by remote control.
- Precise control of the crane possible with Power Control Stick, Mobile Station or Central Station.



00740

44752

29722

6+

All of the information about the Märklin Power Control Stick can be found on page 52.


CONSTRUCTION SITE

The „Allrounder“ for Every Construction Site

Regardless of which construction project is going on your model railroad: The construction site train brings the necessary tools. You transport the brawny Volvo wheel loader on the low side car for doing large excavations effortlessly. You simply load the excavated sand in the gondola. You take warning signs and barriers on the stake car for protecting your construction site. This consist is pulled by the powerful DHG 300B diesel locomotive with headlights.



45 cm



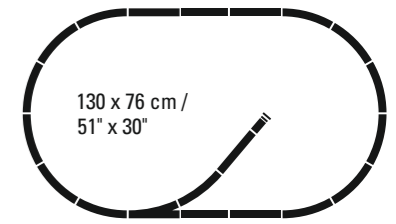
12 x 1 x 1 x 1 x 4 x 1 x 1 x 1 x 1 x 2 x

1

märklin

START UP

- 1** 29188 „Construction Site“ Starter Set
- Rugged locomotive with an mfx digital decoder and triple headlights.
 - Ergonomic Power Control Stick for control of up to 4 locomotives as well as 5 functions.
 - Freedom of movement around the layout because of the wireless infrared controller.
 - C Track layout easy to set up.
 - Barriers, signs, and wheel loader for playing and loading included.



power FEATURES



4471

4671

29188

6+

All of the information about the Märklin Power Control Stick can be found on page 52.

STARTER SET

TRAIN SET



- 1 29133 „My Start with Märklin“ Digital Starter Set**
- The hopper on the car can be tipped in both directions.
 - All in One Set: Locomotive, cars, track are included.
 - The small oval of track can be expanded to your heart's content with the C Track extension sets.

112 x 76 cm
45" x 30"

- 2 36712 ICE 2 High-Speed Train**
- Sound: horn and station announcement.
 - The most famous high-speed train with lights, horn, and station announcement. Is your layout big enough? This train is over 1 meter / 39 inches long!



MÄRKLIN POWER CONTROL STICK

THE WHOLE WORLD OF RAILROADING IN YOUR HAND.

A rugged remote controller like a joystick, completely wireless: The Märklin Power Control Stick ideally lies in your hand. How fast it goes forwards or backwards, you decide with the lever – just like the prototype.

Whether it is speed, direction, lights, or sounds – you decide what happens. The Power Control Stick controls up to four trains. Everything thus remains manageable, even if sometimes there is more traffic underway.

Märklin Power Control Stick



We show you how to operate the Märklin Power Control Stick in this how-to video!

- Playing made easy:
- More reliable, firmer grip and easy function operation.
 - Freedom of movement thanks to infrared technology.
 - Controls up to 4 trains at the same time.
 - Looks like the prototype.


Functions

The Märklin Power Control Stick can activate 5 digital functions.



STEAM LOCOMOTIVES

In the Wild West, they were on tour in the past just like in the Erzgebirge Region in Germany: Steam locomotives still have something magical about them. It is no wonder that apprentice wizards went to school with them. Real steam locomotives feed eagerly on coal to bring their boilers up to pressure. However, the latest electronics are hidden inside Märklin locomotives.



- 30000 Class 89.0 Tank Locomotive**
 - The Märklin classic for many years! Small and powerful, all axles driven from the motor.
- 36321 Tank Locomotive**
 - Especially powerful because all 4 axles are powered from the motor.
- 36740 Class 74 Tank Locomotive**
 - A locomotive with many prototypical elements and headlights.
- 36873 KLVM Tank Locomotive**
 - Attractive red/black paint scheme.


Discover all additional information here!
www.maerklin.de



DIESEL LOCOMOTIVES



ELECTRIC LOCOMOTIVE



- 1 36700 DHG 700 Diesel Locomotive**
 - This diesel hydraulic locomotive was used in heavy factory service and it shows its proverbial power just with its angled superstructure.
- 2 36501 DHG 500 Diesel Locomotive**
 - A diesel hydraulic locomotive that was used chiefly for heavy factory service and a great locomotive with a guarantee for playing and fun. This wedge-shaped switch engine invites you to play and keep busy.
- 3 36218 Class 218 Diesel Locomotive**
 - A Locomotive That Can Really Work! The class 218 is or was a real jack-of-all-trades. It could pull heavy freight trains loaded with coal or steel in the Ruhr area, as well as work as motive power for regular limited stop fast trains on non-electrified routes. The class 218 locomotives were also a guarantee for punctuality in commuter service or express train service and in freight service.
- 4 36509 Electric Locomotive**
 - Small, green, and powerful, the new „Henschel 290“ takes up its duties on your rail lines. Raise the pantograph and turn the locomotive headlights on. Now it is ready for its first train test. Couple up your freight cars or your passenger train, the „Henschel 290“ quickly gets running and doesn't get tired.

PASSENGER CARS

Discover all additional information here!

www.maerklin.de



märklin

START UP



- 1 4038 Baggage Car**

 - Classic paint scheme in fir green.
 - Relax couplers for fast and easy coupling and uncoupling.
- 2 4039 Passenger Car**

 - Classic paint scheme in fir green.
 - Relax couplers for fast and easy coupling and uncoupling.
- 3 4107 Passenger Car**

 - Classic paint scheme in red/beige.
 - Relax couplers for fast and easy coupling and uncoupling.
- 4 4108 Baggage Car**

 - Classic paint scheme in red/beige.
 - Relax couplers for fast and easy coupling and uncoupling.
- 5 40500 Intercity Express Train Passenger Car, 1st Class**

 - Modern fast passenger train.
 - Interior lighting can be installed in the car.
- 6 40501 Intercity Express Train Passenger Car, 2nd Class**

 - Modern fast passenger train.
 - Interior lighting can be installed in the car.
- 7 40502 Intercity Bistro Car, 1st Class**

 - Interior lighting can be installed.
 - Adjustable buffers.
- 8 40503 Intercity Express Train Cab Control Car, 2nd Class**

 - Cab control car in the white/red paint scheme of the DB AG with end cowling and a detailed buffer beam.

REGIONAL EXPRESS



27 cm 1:100

3

27 cm 1:100

1

27 cm 1:100

2

40402

40401

40400

36218

FREIGHT CARS



16 cm 1:100

4

12 cm 1:100

5

12 cm 1:100

6

12 cm 1:100

7



märklin START UP

- 1 **40400 Regional Express Bi-Level Car, 1st/2nd Class**
 - Car includes tinted windows on the sides.
 - Prototypical commuter car.
- 2 **40401 Regional Express Bi-Level Car, 2nd Class**
 - Car includes tinted windows on the sides.
 - Prototypical commuter car.
- 3 **40402 Regional Express Bi-Level Cab Control Car, 2nd Class**
 - Car includes tinted windows on the sides and red marker lights.
 - Prototypical commuter cab control car.
- 4 **44700 Container Car**
- 5 **44831 Graffiti Container Transport Car**
 - The corrugated sheet metal structure of the container is imprinted in relief using a 3D digital printing technology.
- 6 **44232 Halloween Car**
- 7 **44234 Ghost Car**
 - Battery powered sound module with ghostly howling.
 - Built-in recording function for your own sound function.

FREIGHT CARS

The longer the trains, the shorter the traffic jams:



With freight trains, you get deliveries from the road to the track and thus provide relief to the freeways. Your freight cars from Märklin Start up transport sand and coal as easily as oil, logs, or autos. Would you like to refrigerate food products? Just assemble your own wish train.



- 1 44404 AVIA Petroleum Oil Tank Car
- 2 4430 Gondola
- 3 4459 Stake Car
- 4 4431 Gondola
- 5 4423 Low Side Car
- 6 4473 Low Side Car
- 7 4413 Dump Car
- 8 44600 Type Taems 890 Car with a Hinged Roof



FREIGHT CARS



märklin START UP

- 1 **4410 Boxcar**
- The jack-of-all-trades for safe and dry arrival of freight is the type Gs 210 boxcar.

- 2 **4411 Boxcar**
- The jack-of-all-trades with a marker light for your freight train.

- 3 **44734 Building Block Car**
- A car floor with building block pegs for custom building fun.
 - A great add-on for playing and for the car.
 - Rugged and practical – the Märklin building block car can be coupled and uncoupled easily.
 - Ideal for playing, building, and trying things out.

- 4 **4471 Low Side Car**
- The crane tender car to go with the 4671 crane car.

- 5 **4671 Crane Car**
- A rotary Ardelt rescue crane with a movable crane boom, as a railroad maintenance car.

All the freight cars on these two pages come with Relex couplers for fast and easy coupling!

KEEP COOL!



NEW!



märklin

START UP

- 1** **44253 Refrigerator Car „afri cola“**

 - Privately owned car, design for Niehoffs Vaihinger Fruchtsaft GmbH, Lauterecken, Germany.
- 2** **44252 Refrigerator Car „Zott Monte“**

 - Privately owned car, design for Zott SE & Co. KG, Mertingen, Germany.
- 3** **4415 Refrigerator Car**

 - A Märklin classic for many years. By the way, this car can also be painted with your marker pens the way you want!
- 4** **44218 Refrigerator Car „Ritter Sport“**

 - Privately owned car painted and lettered for „Ritter Sport“ of Alfred Ritter, Inc. in Waldenbuch, Germany.
- 5** **44219 Refrigerator Car „PEZ“**

 - Privately owned car design for PEZ International, Inc. in Traun (Austria).

C TRACK SYSTEM

C Track

Märklin C Track combine ruggedness, electrically reliable connections, and prototypical looks in an ideal way. The C Track system can be expanded as you like and with special adapter tracks, it can even be combined with old track systems. The plug-together connections allow you to set up and take down the track again in a jiffy. These features make C Track the ideal track for you, for beginners, and for demanding advanced model railroaders. You will never need another track!



01 The Märklin H0 System

Märklin's track systems can be combined with each other at any time thanks to adapter tracks. The functionally reliable center conductor operation and a common ground in both running rails has always been kept and it enables great rail lines without the effort of complicated circuits (such as for reverse loop and wye tracks).

02 Perfect Connections

The mechanical and electrical connection of two sections of C Track is invisible from outside. The rail line thereby works as if it were continuous, just like the real life prototype. Special rail joiners are not needed.

03 Invisible Strengths

Thanks to this sturdy click connection on the underside of the track, the geometry of the rail line can be maintained with precision, without having to screw down the track. This means it can be set up and taken down again at any time. Everywhere!

04 Multi-Purpose Space

The roadbed (underside of the track) offers a lot of space for installation of electric turnout mechanisms or decoders, for laying wire, and much more. All of this is totally invisible from outside.



This makes C Track so unique:


- Prototypical looks with ballast, ties, and metal rails.
- Electrical operating reliability thanks to the proven center conductor.
- Extremely sturdy click connection for fast setup and takedown.
- Rugged material, which even allows the track to be laid on the floor.
- A lot of room in the track for concealed installation of wires, mechanisms, etc.
- Can be expanded at any time with decoders, mechanisms, and other function tracks.
- Current can be fed at any section of track.
- All Märklin H0 models will work on C Track.
- The well thought out geometry needs only a few track sections for beautiful rail lines.

There are special adapter tracks at your specialty dealer for combining C Track with the old M Track from Grandpa or the classic K Track.




märklin
START UP

C TRACKS




20188 Straight C Track

- 188.3 mm / 7-13/32"
- Content: 4 pieces.



20172 Straight C Track

- 171.7 mm / 6-3/4"
- Content: 4 pieces.



20099 Straight Track Set

- Track set consisting of 4 no. 24094 straight tracks (each 94.2 mm / 3-11/16" long) and 2 no. 24077 straight tracks (each 77.5 mm / 3-1/16" long).




20360 Straight C Track

- 360 mm / 14-3/16"
- Content: 2 pieces.



20977 C Track Bumper

- 82.5 mm / 3-4/16"
- Content: 1 piece.



20299 Curved Track Set

- Track set consisting of 4 no. 24224 curved track (turnout branch) and 2 no. 24206 curved track to complement the turnouts.



20130 Curved C Track (R1)

- R1 = 360 mm / 14-3/16" / 30°
- Content: 3 pieces.



20330 Curved C Track (R3)

- R3 = 515 mm / 20-1/4" / 30°
- Content: 3 pieces.



20230 Curved C Track (R2)

- R2 = 437.5 mm / 17-1/4" / 30°
- Content: 3 pieces.




20611 Left Turnout

- 1 left turnout with a manual hand lever.
- 188.3 mm / 7-13/32" / R2 = 437.5 mm / 17-1/4" / 24.3°
- Can be retrofitted with the 74492 electric turnout mechanism.



20612 Right Turnout

- 1 right turnout with a manual hand lever.
- 188.3 mm / 7-13/32" / R2 = 437.5 mm / 17-1/4" / 24.3°
- Can be retrofitted with the 74492 electric turnout mechanism.



20997 Uncoupler Track

- 94.2 mm / 3-11/16"
- This is an uncoupler track for manual and electric uncoupling. The electric operation can be done only with the 72752 control box and the cable included with this track.



20671 Left Curved Turnout

- 1 left curved turnout with a manual hand lever.
- Inner curve: R1 = 360 mm / 14-3/16" / 30°
- Outer curve: 30° with the parallel curve spacing of 77.5 mm / 3-1/16"
- Can be retrofitted with the 74492 electric turnout mechanism.



20672 Right Curved Turnout

- 1 right curved turnout with a manual hand lever.
- Inner curve: R1 = 360 mm / 14-3/16" / 30°
- Outer curve: 30° with the parallel curve spacing of 77.5 mm / 3-1/16"
- Can be retrofitted with the 74492 electric turnout mechanism.

märklin

START UP

1 71053 Extension Wire (3-conductor)

- For connections between the 74492 turnout mechanism and the 72752 control box.
- Length 1.80 m / 71"

2 72752 Turnout Control Box

3 74492 Electric Turnout Mechanism

- This is a kit for converting C Track turnouts. It has a double solenoid mechanism with end shut-off contacts. It can be operated from a 72752 turnout control box with a feedback function or from a turnout installation Decoder 1. This electric mechanism can be installed and connected on turnouts very easily without special tools. The mechanism sits hidden in the roadbed; below-baseboard mounting is not required. It is encapsulated against dirt and is protected against overloads with the end shut-off contacts. The mechanism can be controlled from the 72752 turnout control box. The hand lever can be left on the turnout for manual control.

1



2



3



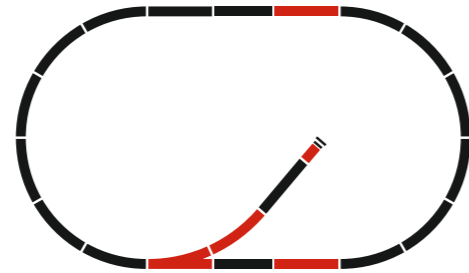
TRACK EXTENSION SETS



24900 C Track C1 Extension Set

- Contents: 2 no. 24172 straight track
1 no. 24224 curved track
1 no. 24611 left turnout
1 no. 24977 track bumper
Instructions.

For adding a storage siding to the C Track starter sets.



24902 C Track C2 Extension Set

- Contents: 3 no. 24188 straight track
5 no. 24172 straight track
2 no. 24224 curved track
1 no. 24611 turnout
1 no. 24612 turnout and instructions.

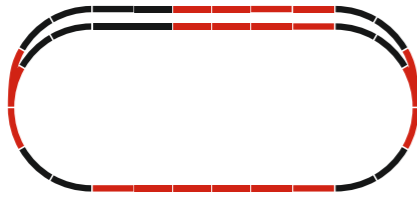


For expanding the small C Track starter set to include a passing siding.



24903 C Track C3 Extension Set

- Contents: 7 no. 24188 straight track
7 no. 24172 straight track
2 no. 24130 curved track
1 no. 24671 curved turnout
1 no. 24672 curved turnout and instructions.




For expanding the C Track starter sets to include a passing siding with curved turnouts.



24904 C Track C4 Extension Set

- Contents: 4 no. 24188 straight track
4 no. 24172 straight track
2 no. 24077 straight track
2 no. 24130 curved track
6 no. 24230 curved track
1 no. 24671 curved turnout
1 no. 24672 curved turnout and instructions.



For expanding the C Track starter sets to include storage sidings and a yard lead.



24905 C Track C5 Extension Set

- Contents: 7 no. 24188 straight track
7 no. 24172 straight track
2 no. 24094 straight track
2 no. 24224 curved track
1 no. 24611 turnout
1 no. 24612 turnout
1 double slip switch
4 no. 24977 track ends with track bumpers and instructions.



ACCESSORIES

THANKS TO THE RAMP ONTO THE TRACK RIGHT AWAY.

märklin
START UP

1


7224 Rerailer Ramp

- Helps you put any car on the track quickly and safely.

2

74924 Fully Automatic Railroad Grade Crossing

- The railroad grade crossing is completely assembled and includes 2 contact tracks.
- You only have to plug in your track and you're ready to go.



2



märklin

START UP

- 1 71054 Extension Wire (4-conductor)**
- Cable connection for connections between turnout control boxes or signal control boxes.
 - Length: 1.80 meters / 71".

- 2 72751 Signal Control Box**
- For switching up to 4 signals from the Start up assortment.

- 3 74391 Color Light Block Signal**
- Used as a home signal or as a block signal on a rail line.
 - Height without base approximately 8 cm / 3-1/8".

- 4 74380 Color Light Distant Signal**
- Distant signal for use before the 74391 home signal.
 - Height without base approximately 6 cm / 2-3/8".

- 5 74371 Color Light Track Block / Yard Signall**
- Block signal / yard signal for use in the switching and station area.
 - Height without base approximately 1 cm / 3/8".

Discover all additional information here!

www.maerklin.com



START UP CLUB

Gruselige Weihnachten
Creepy Christmas

12 cm

N

H

NEW!



märklin

START UP

- 1 47625 Märklin Start up Club Annual Car for 2025**
- Car in a cool Christmas design.
 - Relex couplers for fast and easy coupling.

Annual model for members of the Märklin Start up Club and Märklin Insider.



6+

The 72751 control box is required to control the signals.



Erkunde mit mir die Welt auf 6 x 28 spannenden Seiten clubmagazin!



FÜR 6-12 JAHRE

JETZT ONLINE REGISTRIEREN



www.maerklinfanclub.de/anmelden

6 CLUBMAGAZINE
IM JAHR MIT COOLEN BERICHTEN, PRODUKTVORSTELLUNGEN, BAUANLEITUNGEN, GEWINNSPIELEN...



CLUBWEBSITE
MIT MITGLIEDERBEREICH...



CLUBKARTE
FÜR VIELE RABATTE...



jetzt zum **funletter** anmelden

www.maerklinfanclub.de/myworld



MALEN BASTELN RATEN
und mehr!



kostenlos!

Jederzeit kündbar!



Your Club- moment.

Captivating from A to Z.

Something to look forward to six times a year: The Club package, which includes the Club News, Märklin Magazin as well as the new product brochures, ensures you are the first to read our latest news and is a constant source of inspiration. Let yourself be surprised by Club models and the free Club Annual Car, and look forward to the Club newsletter and the online Club area. Enjoy your birthday voucher, the Club community, and the discounts available with the Club card – become a proud Club member today at club.maerklin.de

Your Advantages:

- The Märklin Magazin 6 times a year
- The Insider Club News 6 times a year
- Exclusive Club models
- Free annual Club car
- Annual movie
- Free Märklin full-line catalog
- Club newsletter
- Club card
- Discounts on seminars
- Free shipping within Germany in the Online Shop
- Club trips*
- Small welcoming gift
- Birthday vouchers



Register now to secure Club benefits!
club.maerklin.de



powered by:



The services mentioned here refer to 2025. Subject to change.
* Depending on availability.

The annual membership costs 89.95 Euros, 109.95 Swiss Francs, US \$ 109.00, (as of 2025), includes annual car, annual subscription Märklin Magazin, catalog, Club News, etc.

Märklin Insider-Club
Postfach 9 60
73009 Göppingen
Deutschland

Telefon +49 (0) 7161/608-213
Fax +49 (0) 7161/608-308
E-Mail club@maerklin.com
Internet www.maerklin.com

THE NEXT STEP



Climb aboard the world of the pros

Discover the assortment for advanced modellers on the next few pages. It has all of the details and functions, the hissing and steaming locomotives, or the electric locomotive with a pantograph going up as if by magic.



Digital professional models to get started



mfX DCC III 15+

29890 „Freight Train with a Class 89.0“ Digital Starter Set

Prototype: German Federal Railroad (DB) class 89.0 tank locomotive, a gondola, a „Gasolin“ tank car, and a type Rlms 56 stake car.

Highlights:

- Ideal way to get started in the digital world of Märklin H0.
- Automatic registration of the locomotive at the Mobile Station with the built-in mfx decoder.
- Easy-to-set-up C Track layout.
- The cars include Relex couplers for a high level of play enjoyment.



märklin
H0

mfX DCC VI 15+

29065 „Modern Switching Operations with a DHG 500“ Digital Starter Set

Prototype: MVV Industrial Park, Gersthofen, Germany Henschel DHG 500 diesel switch engine, a type Kls stake car, a gondola with a load insert, and a container car loaded with two 20-foot containers.

Highlights:

- The ideal way to get started in the digital world of Märklin H0.
- Locomotive includes lighting and a warning light on the roof.
- Automatic registration at the Mobile Station with the built-in mfx decoder.
- Easy to set up C Track layout.
- Cars include Relex couplers for more play fun.
- The containers can be removed, opened, and loaded.





36643 Class 187 Electric Locomotive

Prototype: MRCE class 187 electric locomotive without Flex panels. Built by Bombardier as a regular production locomotive from the TRAXX 3 type program. Deep black basic paint scheme. Road number 187 108-6. The locomotive looks as it did starting in 2022.

Highlights:

- Striking MRCE design.
- Metal body and frame.
- Side surfaces without Flex panels.
- Separately applied grab irons on the ends.
- An mfx decoder and a wide variety of light and sound functions included.



39215 Class 218 Diesel Locomotive

Prototype: German Federal Railroad (DB) class 218 diesel locomotive. Ocean blue / ivory basic paint scheme. Road number 218 401-8. The locomotive looks as it did starting in 1976.

Highlights:

- Another Märklin classic.
- First time to include digitally controlled engine room lighting.
- Locomotive frame and body constructed of metal.
- Prototypical roof construction of the class 218.4 with large cooling vents.
- Cab lighting can be controlled digitally.
- Close couplers with guide mechanisms.
- mfx+ digital decoder with extensive light and sound functions.
- Buffer height conforms to the NEM.



36244 Class 24 Steam Locomotive with a Tender

Prototype: German Federal Railroad (DB) class 24 steam passenger locomotive with a tender. Standard design locomotive with Wagner smoke deflectors. Locomotive road number 24 044. The locomotive looks as it did around 1957.

Highlights:

- Locomotive includes an mfx decoder and a variety of sound functions.
- Detailed, affordable beginner's model with extensive features.
- Factory-installed smoke unit.



36951 Class 003 Steam Locomotive

Prototype: German Federal Railroad (DB) steam locomotive, road number 003 276-3, with Witte smoke deflectors. The locomotive looks as it did around 1971 at Ulm.

Highlights:

- Affordable beginner's model.
- Technically reworked.
- LED lighting included.



LGB - The Garden Railway



70503 Construction Site Train Starter Set

This starter set contains a construction site train consisting of a tank locomotive, a low side car, and a dump car. The locomotive has a powerful motor and a lighted headlight. The stickers included with this set can be used to decorate the locomotive and both cars. The set also has a complete circle of track, a power supply for 230 volts, and a locomotive controller. Train length 68 cm / 26-3/4".



Set it up together and play, regardless of the weather.



Maximum play fun for indoors and outdoors!



It works a lot!
A sturdy low side car.



Locomotive with a headlight

LGB track sections are easy to lay, whether in a circle, with turnouts, or at the end of the track with a track bumper. The accessory program has a lot to offer.



49501 Construction Site Extension Set

This extension set for the construction site train contains another dump car, a power shovel with a manually movable shovel, a toy figure, and a number of accessories typical for a construction site such as barriers or signs. The stickers included with this set can be used to decorate the dump car. Length of the dump car 17 cm / 6-11/16".



40043 Crane Car

This is a model of a crane car as used mostly for construction work for railroad installations and for track. The crane boom and hook can be raised and lowered by means of hand cranks. The crane body can be rotated. Length over the buffers 25 cm / 9-7/8".



The crane boom and hook can be raised and lowered



Watch the set in action:



Discover all additional information here: www.lgb.com

LGB - The Garden Railway



The perfect way to get started in the playful world of LGB
Compatible with all available peg-and-hole building blocks



Set includes 30 blocks



90463 Building Block Train Starter Set

This starter set includes a steam locomotive, two flat cars with a building block plate and 30 building blocks. The set also includes a complete circle of track consisting of 12 curved sections of track, a locomotive controller, a power supply for 230 volts, and feeder wires. Train length 77 cm / 30-5/16".




Watch the set in action:



70403 Freight Train Starter Set

The starter set for all sorts of fun: The set includes a freight train with a „Stainz“ steam locomotive, a ballast car, and a loaded low-side car. The steam locomotive is equipped with a powerful motor, electronic steam sound, and a smoke generator. The set also includes a full circle of track (1,290 mm / 51" diameter), as well as a power supply for 230 volts, and a controller. The load for the low side car is a sample and may vary. Train length 85 cm / 33-7/16".



Simple and at the same time sturdy. The base plate as an ideal starting point for playing and building.



94063 Building Block Car

This is a model of a two-axle flat car. The car floor has pegs so that different superstructures can be built with the blocks of well-known manufacturers available in most toy stores. Length over the buffers 26 cm / 10-1/4".





70308 Christmas Train Starter Set

This starter set contains an old-timer train consisting of a tank locomotive and 2 passenger cars in a Christmas paint scheme. The locomotive has a powerful ball bearing mounted Bühler motor as well as a headlight and a smoke unit. The set also contains a complete circle of track, a power supply, and a locomotive controller. Train length 85 cm / 33-7/16".

This train can be expanded marvelously with the Christmas cars that have come out in the past.

Set it up together and play, regardless of the weather.



Here is a Christmas video about a starter set.

Merry Christmas



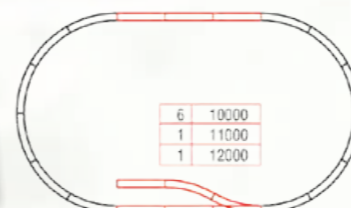
Locomotive with a headlight



19901 Siding Track Set

You can enlarge your LGB starter set circle into an oval with a siding for switching operations and train storage.

The sturdy storage box includes:
 1 - 12000 manual right-hand switch
 6 - 10000 straight track sections
 1 - 11000 curved track section
 1 - track bumper.



36025 Christmas Car for 2025


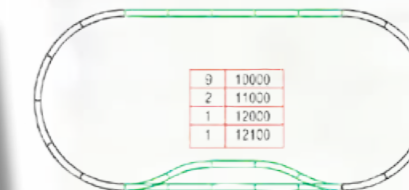
The Christmas Car for 2025 is extensively imprinted with a marvelous theme. This model naturally also has doors that can be opened, and it is a seamless addition to the previous series of LGB Christmas Cars. This car has solid metal wheelsets. Length over the buffers 30 cm / 11-13/16".



19902 Station Track Set

You can enlarge your LGB starter set circle into an oval with a passing track. Two trains can pass, one train can park, cars can be switched or a locomotive can be moved from one end of the train to the other.

The sturdy storage box includes:
 1 - 12000 manual right-hand switch
 1 - 12100 manual left-hand switch
 9 - 10000 straight track sections
 2 - 11000 curved track sections.



30432 Passenger Car

This is a model of a passenger car in a Christmas design. The seatbacks can be flipped like in the prototype so that the passengers are always sitting facing the direction of travel. The car has metal wheelsets. Length 19 cm / 7-1/2".



23132 CHLOE Steam Locomotive

This is a model of the field railroad locomotive „CHLOE“. It is finely detailed with a Christmas paint scheme and lettering. Both driving wheelsets are driven by a powerful motor with ball bearings. The headlight is lighted. A figure of a Santa Claus as a locomotive engineer is included. Length over the buffers 28 cm / 11".



Index to the Item Numbers

my world

23130	37
23180	37
23302	10
23303	37
23400	36
23401	37
23402	17
23978	37
29113	9
29346	20
29347	4
29348	18
29349	12
29406	33
29430	29
44100	34
44104	34
44107	34
44115	31
44118	25
44122	24
44123	31
44124	30
44141	34
44142	34
44143	34
44145	6
44347	7
72201	16
72202	16
72212	26
72213	35
72218	11
72221	11
72222	22
72223	14
72240	37

START UP

00740	41
20099	68
20124	45
20130	68
20172	68
20188	68
20224	68
20230	68
20299	68
20330	68
20360	68
20611	69
20612	69
20671	69
20672	69
20977	68
20997	69
24900	70
24902	70
24903	70
24904	70
24905	70
29124	45
29132	43
29133	51
29188	49
29653	41
30000	53
36218	55
36321	53
36501	55
36509	55
36700	55
36712	51
36740	53
36873	53
4038	57

4039	57
40400	59
40401	59
40402	59
40500	57
40501	57
40502	57
40503	57
4107	57
4108	57
4410	63
4411	63
4413	61
4415	65
44218	65
44219	65
44224	45
4423	61
44232	59
44234	59
44251	43
44252	65
44253	65
4430	61
4431	61
44404	61
4459	61
44600	61
44700	59
4471	63
4473	61
44734	63
44752	47
44831	59
46719	47
4671	63
47625	73

71053	69
71054	72
7224	71
72751	72
72752	69
74371	72
74380	72
74391	72
74492	69
74924	71



29065	79
29890	78
36244	80
36643	80
36951	81
39215	81



19901	87
19902	87
23132	87
30432	87
36025	87
40043	83
49501	83
70308	86
70403	85
70503	82
90463	84
94063	84

Service and Repair

Märklin Direct Service

The authorized Märklin dealer is your contact for repairs and conversions from analog to digital. We can do conversions in our repair department in Göppingen for dealers without their own service department as well as for consumers. After the model has been examined, you will receive a cost quotation including details of the work to be done and the cost for reliable shipping. If you would personally like to drop off and pick up models in Göppingen, please see our Service Point in the Märklinium.

Hours of operation at the Service Point

in the Märklinium, Reuschstraße 6, Göppingen, Germany
Tuesday through Sunday from 10:00 AM to 6:00 PM

Gebr. Märklin & Cie. GmbH

Reparaturservice

Stuttgarter Straße 55-57

D-73033 Göppingen

Telephone +49 (0) 71 61 / 608 -222

Fax +49 (0) 71 61 / 608 -225

E-mail service@maerklin.de

Manufacturer's Warranty

The firm of Gebr. Märklin & Cie. GmbH gives a manufacturer's warranty for different products via the legal guarantee rights available to you vis-à-vis your authorized Märklin dealer as your contractual partner. The extent and terms of this warranty can be found in the instructions or the warranty documentation accompanying the product or they can be found on our regional Internet pages.



These items are not suitable for children under the age of 3.



my world

Questions and answers



START UP

Questions and answers

märklin

General Notes

Märklin products adhere to the European Safety Guidelines (EC Standards) for toys. If you are going to enjoy these products with the highest possible level of safety, it is assumed that you will use the individual products in accordance with these guidelines. Instructions for the correct hookup and handling are therefore given in the instruction manuals accompanying the products. These instructions must be followed. We recommend that parents discuss the operating instructions with their children before the products are used for the first time. This will guarantee many years of safe enjoyment with your model railroad. Some important items of general importance are summarized below.

Connections for Track Layouts

Use only Märklin switched mode power packs for operating our model trains (applies only to Europe; normal transformers are still sold in North America). Use only switched mode power packs from the current product program, since these switched mode power packs conform to the current safety standards and approval guidelines. Pay close attention to the guidelines in the instructions for use. Switched mode power packs are not toys. They are used to supply power to a model railroad layout. In addition to these general notes, you should pay close attention to the instructions for use, which accompany Märklin products in order to maintain operating safety.

New item for 2025.

N

Metal locomotive frame.



Mostly metal locomotive body.



Märklin close couplers in standard pocket with pivot point.



Märklin close couplers in standard pocket with guide mechanism.



Built-in interior details.



Built-in sound effects circuit.



Dual headlights at the front.



Dual headlights that change over with the direction of travel.



Triple headlights at the front.



Triple headlights that change over with the direction of the travel.



One red marker light



Triple headlights and two red marker lights that change over with the direction of travel.



Interior lighting can be installed.



Light effects.



Scale of 1 : 100.



Exchangeable wheelsets.
Exchange free of charge in specialized trade.



Length over the buffers.

12 cm

Age Information and Warnings.



WARNING! Not suitable for children under 3 years. Sharp edges and points required for operation. Danger of choking due to detachable small parts that may be swallowed. Please keep the packaging.



For adults only.

The explanation of the symbols for Märklin HO and LGB can be found on the Web at www.maerklin.de/www.lgb.de.

ONLINE CONTEST

Out to the fields – the farm machines have already been in use since early morning!
Now you have the chance to get involved the whole year with the right railroad from Märklin Start Up in the exciting world of farming!



Prize question: How many of these tractors shown here on the left will you find in this catalog?

Enter the correct number:
www.maerklin.de/startup-win2025 and win great prizes!



5x



10x

Participation starting January 1, 2025, participation deadline is December 31, 2025. Participation is only possible online using this form. Entries by regular mail and e-mail will not be accepted. The participation rules can be seen at www.maerklin.de/startup-win2025.

Gebr. Märklin & Cie. GmbH
Stuttgarter Straße 55 – 57
73033 Göppingen
Germany
www.maerklin.de
service@maerklin.de



Märklin fulfills the requirements for a quality management system according to the ISO 9001 Standard. This is regularly checked and certified by the TÜV Süd testing organization. You thereby have the assurance of buying a quality product of a certified firm.



Märklin is again the brand of the century. For the fourth time in succession an expert committee consisting of brand specialists has chosen Märklin as the brand of the century. As the brand of the century Märklin is represented in the globally recognized brand registry "Deutsche Standards" / "German Standards".

We reserve the right to make changes and delivery is not guaranteed.
Pricing, data, and measurements may vary. We are not liable for mistakes and printing errors.

*Prices are current as of the print date for this catalog – we reserve the right to change prices between years – prices are in effect until the release of the next price list / next catalog.

Some of the models shown in the photographs are hand samples. The regular production models may vary in details from the models shown. Märklin reserves the right to cancel announced new items in the event of insufficient demand. The publication of this Märklin catalog cancels all previous Märklin catalogs.

If these edition of the catalog does not have prices, please ask your authorized dealer for the current price list.



4 031111 202799



All rights reserved. Copying in whole or part prohibited.
© **Copyright by Gebr. Märklin & Cie. GmbH.**

Printed in Germany.
416616 – 01 2025

